

List of Products for Skin Conditions

IMPORTANT:

Before inserting your sensor, catheter or pod, to make sure it will stick well to your skin, do the following:

- clean your skin well and let it dry;
- shave any hair in the area;
- avoid using oil, lotion or sunscreen in the area;
- disinfect the area and let it dry completely.

ISSUE	
COMING UNGLUED	IRRITATION and/or ALLERGY

Products that improve the adherence of the devices and adhesives on the skin



Skin Tac™ wipes
(adhesive barrier wipes)

✓

✓



Hollister® Adapt™ spray
(adhesive spray)

✓



Mastisol®
(liquid adhesive)

✓

Products that form a barrier between the skin and the adhesive to reduce irritation



Cavilon™ wipe or spray
(skin protector)

✓



Hollister® Adapt™ wipes
(skin protector)









✓











Skin Prep® wipes or spray
(protective wipes)

✓

BEFORE INSERTION - under the device

		ISSUE		
		COMING UNGLUED	IRRITATION and/or ALLERGY	
Dressings that form a barrier between the adhesive and the skin to reduce irritation and improve the adherence of the devices and adhesives on the skin				
 Make a hole for the wire or cannula before insertion 				
BEFORE INSERTION - under the device		Tegaderm™ dressing (transparent film that can be placed under the device)	✓	✓
		IV 3000® dressing (transparent film that can be placed under the device)	✓	✓
		Hydrocolloid dressing (hypoallergenic, placed under the sensor)	✓	✓
	Products that reduce inflammation and allergy symptoms			
		Spray ou Stick Benadryl® stop itches		✓
		Caladryl® lotion		✓
	Flovent pump (requires a prescription), is applied to the skin before inserting the device (often used as a last resort due to potential adverse side effects)		✓	

		ISSUE		
		COMING UNGLUED	IRRITATION and/or ALLERGY	
Dressing-type adhesives that are applied over or around the device to hold it in place				
 Some transmitters cannot be covered up because this could affect their ability to transmit data. 				
AFTER INSERTION - over and around		Tegaderm™ dressing (transparent film)	✓	
		IV 3000® dressing (transparent film)	✓	
		Hypafix® dressing retention tape (white film)	✓	
		Aesthetic stickers: - https://pimpmydiabetes.com/ - https://pumppeelz.com/	✓	
	Bands that hold the device in place (during physical activity, for example)			
	Bands: - https://pimpmydiabetes.com/	✓		
UPON REMOVAL	Products that remove glue residue from the skin			
		Remove® lotion or wipes (adhesive remover)		
		Baby oil		